

Billingham Medical Practice

Billingham Survey 2014 - Staff

Number of Responses: 45

 [Excel Report \(click here for full dataset\)](#)

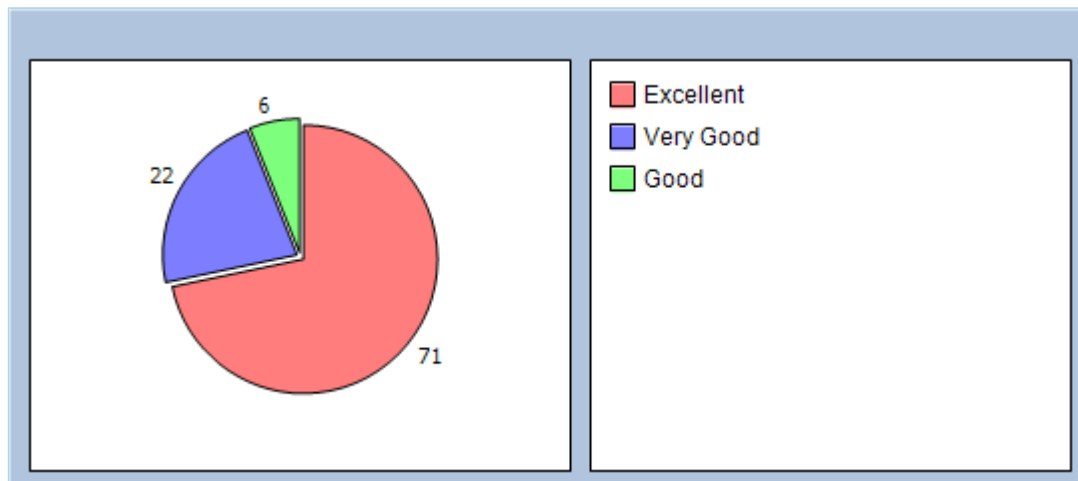
Dear Patient,

Many thanks for agreeing to take this short survey to help our practice understand how our Practice is performing.

Please answer all of the questions and click 'Send Survey' when you are done.

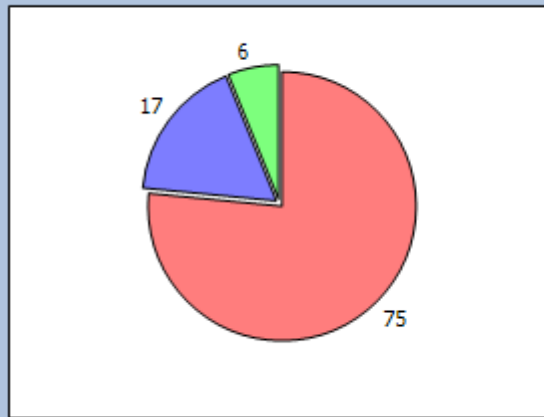
Q1. How helpful were the Reception Team when you last contacted the Surgery ?

Excellent	71%
Very Good	22%
Good	6%
Poor	0%
Very Poor	0%
No Experience	0%



Q2. How helpful were Dispensary when you last contacted the Surgery ?

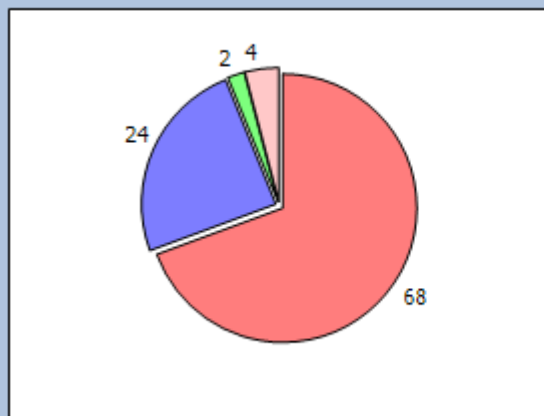
Excellent	75%
Very Good	17%
Good	6%
Poor	0%
Very Poor	0%
No Experience	0%



- Excellent
- Very Good
- Good

Q3. How helpful were the Clinical Team when you last contacted the Surgery ?

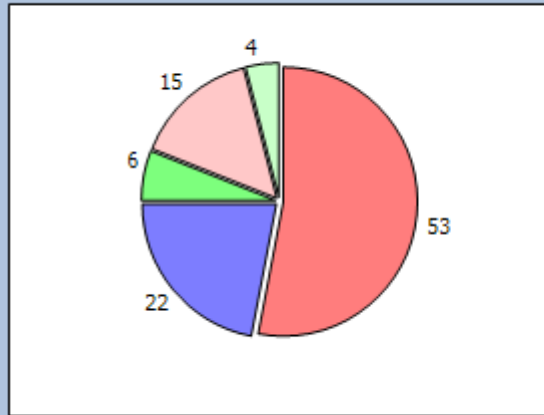
Excellent	68%
Very Good	24%
Good	2%
Poor	0%
Very Poor	0%
No Experience	4%



- Excellent
- Very Good
- Good
- No Experience

Q4. How helpful were the Administration Team when you last contacted the Surgery ?

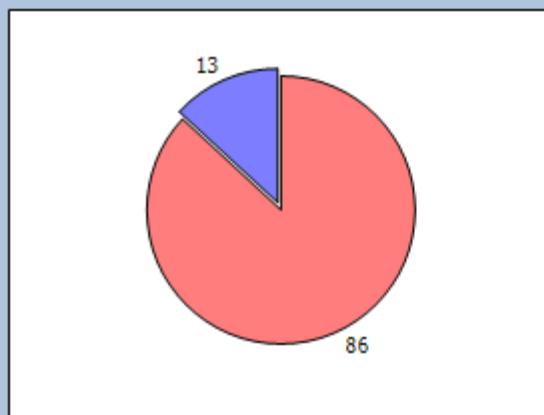
Excellent	53%
Very Good	22%
Good	6%
Poor	0%
Very Poor	0%
No Experience	15%
No response	4%



- Excellent
- Very Good
- Good
- No Experience
- No response

Q5. How likely are you to recommend our Practice to friends and family if they needed similar care or treatment?

Extremely likely	86%
Likely	13%
Neither likely nor unlikely	0%
Unlikely	0%
Extremely unlikely	0%
Don't know	0%



- Extremely likely
- Likely

Q6. Do you have other comments about the Practice ?

[View Comments](#)

Many thanks for your time in answering the questions on this survey.

[Delete Responses](#)