

Billingham Medical Practice

Billingham Survey 2015 - Nurse

Number of Responses: 15

 [Excel Report \(click here for full dataset\)](#)

Dear Patient,

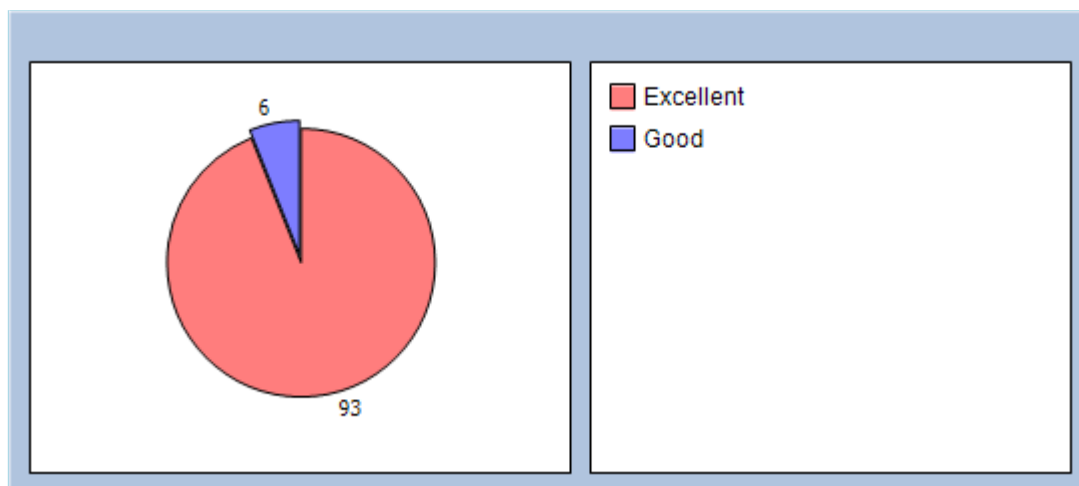
Many thanks for agreeing to take this short survey to help our practice understand how our Practice is performing.

The following questions were selected by our Patient Group on 3 March 2015.

Please answer all of the questions and click 'Send Survey' when you are done.

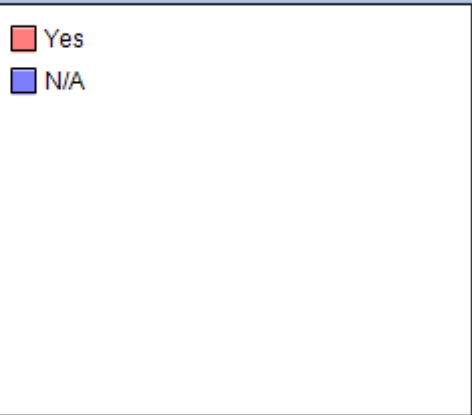
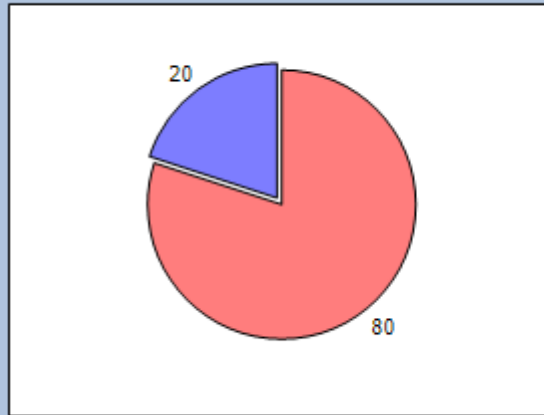
Q1. How helpful and understanding did you find the Practice Nurse ?

| | |
|----------------------|------------|
| Excellent | 93% |
| Very Good | 0% |
| Good | 6% |
| Poor | 0% |
| Very Poor | 0% |
| No Experience | 0% |



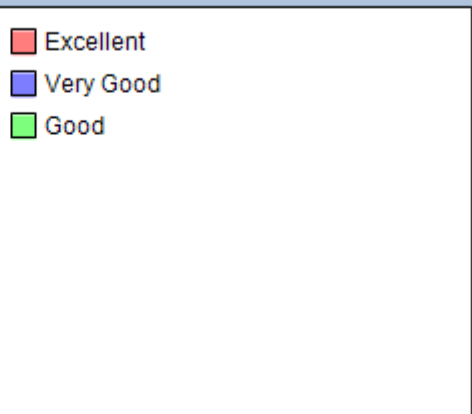
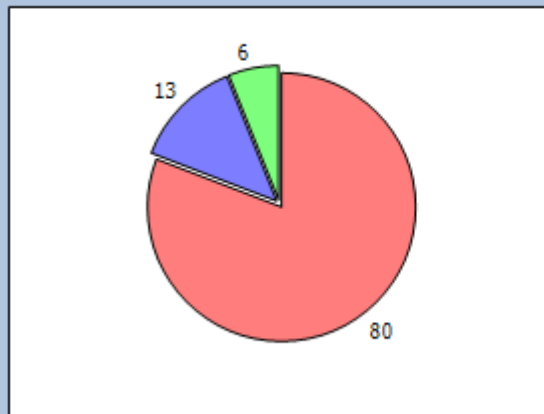
Q2. Did the Practice Nurse explain the reason for the appointment ?

| | |
|------------|------------|
| Yes | 80% |
| No | 0% |
| N/A | 20% |



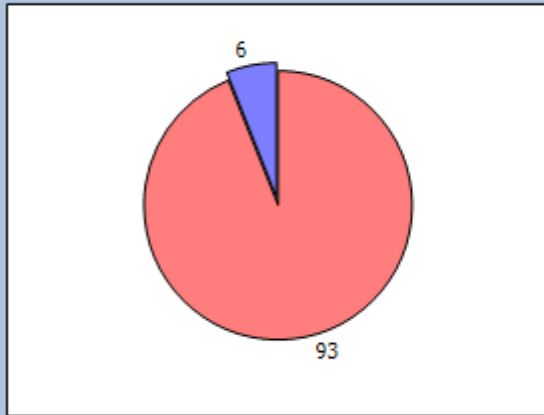
Q3. How knowledgeable did you find the Practice Nurse ?

| | |
|----------------------|------------|
| Excellent | 80% |
| Very Good | 13% |
| Good | 6% |
| Poor | 0% |
| Very Poor | 0% |
| No Experience | 0% |



Q4. How likely are you to recommend our GP practice to friends and family if they needed similar care or treatment ?

| | |
|------------------------------------|------------|
| Extremely likely | 93% |
| Likely | 0% |
| Neither likely nor unlikely | 6% |
| Unlikely | 0% |
| Extremely unlikely | 0% |
| Don't know | 0% |



- Extremely likely
- Neither likely nor unlikely

Q5. Can you tell us why you gave that response ?

[View Comments](#)

Many thanks for your time in answering the questions on this survey.

[Delete Responses](#)