

Billingham Medical Practice

Billingham Survey 2016 - General Practitioner (GP)

Number of Responses: 41



Dear Patient,

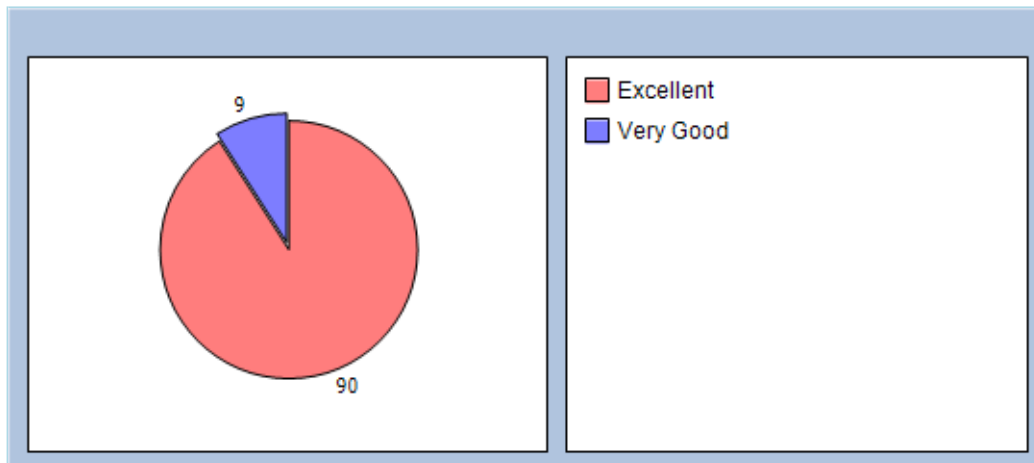
Many thanks for agreeing to take this short survey to help our practice understand how our Practice is performing.

The following questions were selected by our Patient Group on 1 March 2016.

Please answer all of the questions and click 'Send Survey' when you are done.

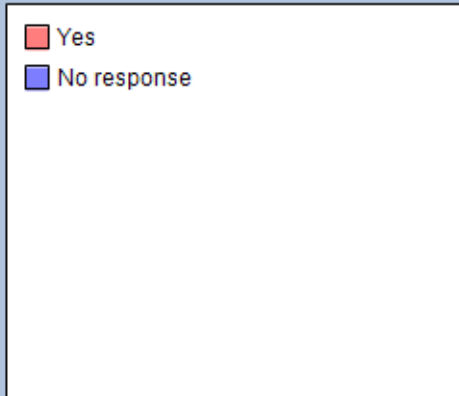
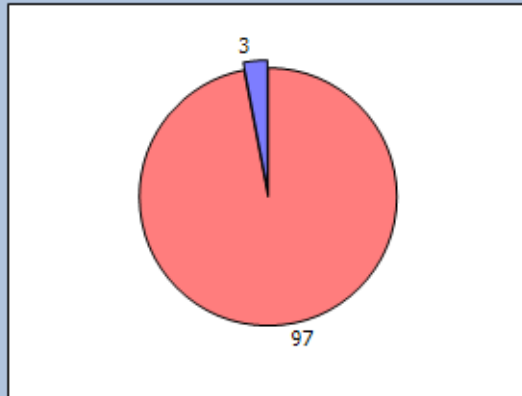
Q1. How helpful and understanding did you find the GP ?

Excellent	90%
Very Good	9%
Good	0%
Poor	0%
Very Poor	0%
No Experience	0%



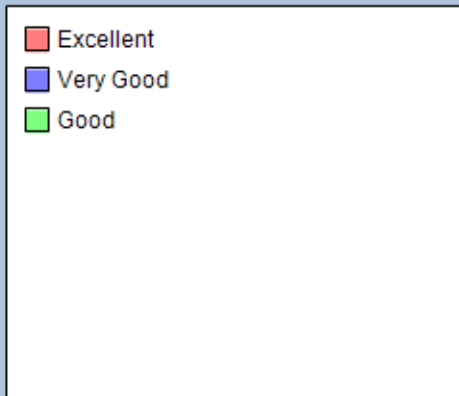
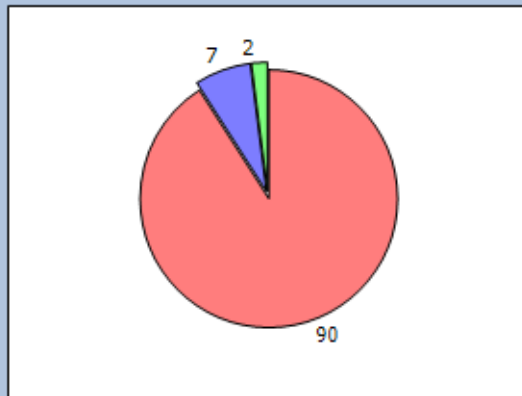
Q2. Did the GP listen to the reason why you were attending the appointment ?

Yes	97%
No	0%
N/A	0%
No response	3%



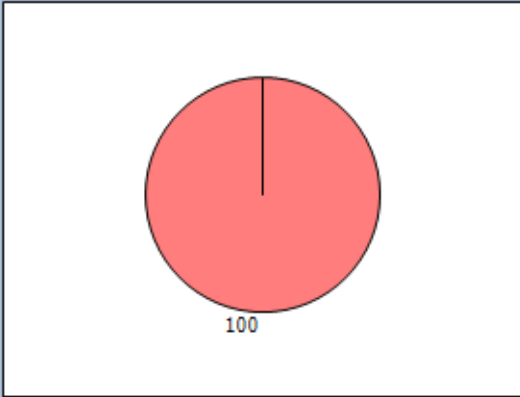
Q3. How knowledgeable did you find the GP ?

Excellent	90%
Very Good	7%
Good	2%
Poor	0%
Very Poor	0%
No Experience	0%



Q4. How likely are you to recommend our GP practice to friends and family if they needed similar care or treatment ?

Extremely likely	100%
Likely	0%
Neither likely nor unlikely	0%
Unlikely	0%
Extremely unlikely	0%
Don't know	0%



Extremely likely

Q5. Can you tell us why you gave that response ?



Many thanks for your time in answering the questions on this survey.